


MODEL-A

4-BAR FRONT END KIT


401 Legend Lane • Peculiar, MO 64078
 Tech Line (816) 758-4504
 800-334-7240
 Fax (816) 758-4512

SPECIAL NOTE: FOR BEST RESULTS FRAME SHOULD BE BOXYED FULL LENGTH TO PREVENT RAILS FROM FLEXING. IF THIS IS NOT POSSIBLE, FRAME MUST BE BOXYED AT LEAST IN AREA WHERE 4-BAR BRACKET IS MOUNTED!

- FRONT EDGE OF BRACKET IS LOCATED 4 3/4" AHEAD OF CENTER OF THE STOCK FRONT BODY HOLE AT THE FIREWALL! ← 4 3/4" →

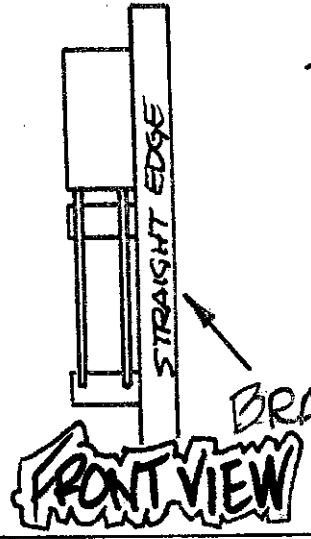


- ADJUSTABLE END GOES AT REAR OF BAR, MOUNTED TO ANGLE OUT AS SHOWN!



FRONT EDGE OF BRACKET IS MOUNTED 1/16" BEHIND BACK EDGE OF STOCK HOLE IN BOTTOM OF FRAME RAIL. THIS WILL ALSO PLACE THE BRACKET IN SAME POSITION AS SHOWN IN ILLUSTRATION ABOVE!

BRACKET IS MOUNTED PARALLEL TO FRAME!



BRACKET IS MOUNTED PARALLEL TO SIDE OF FRAME RAIL