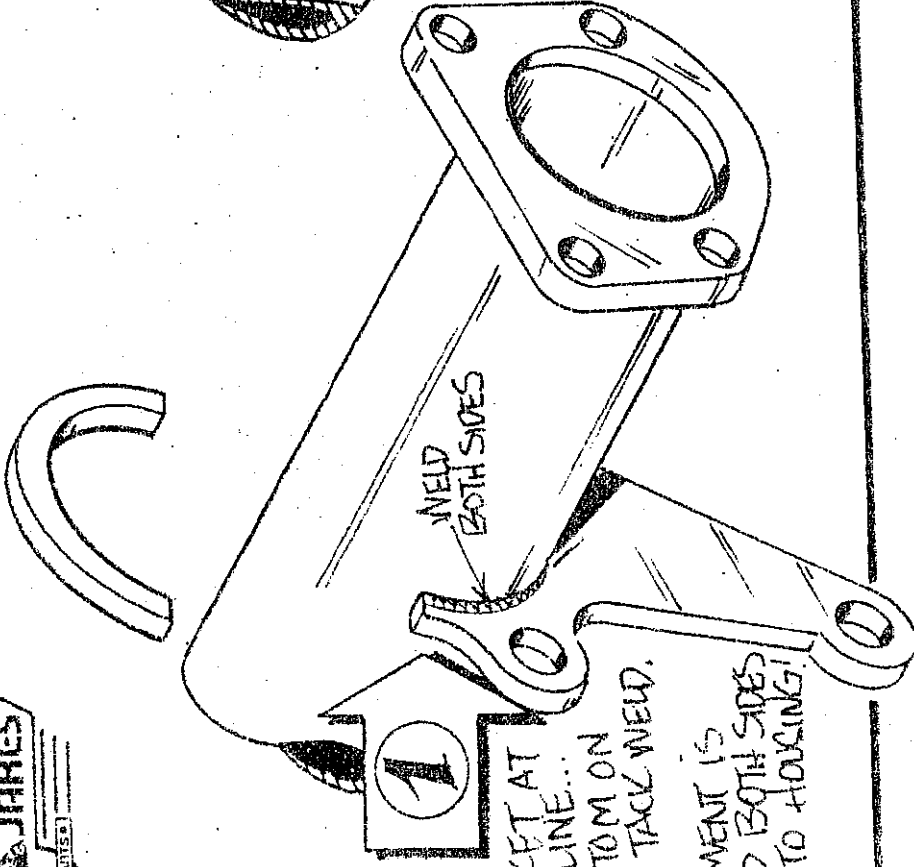




POSITION TOP OF BRACKET
ON HOUSING TACK WELD,
CHECK YOUR ALIGNMENT,
WELD TO HOUSING
AS SHOWN!



WELD
BOTH SIDES

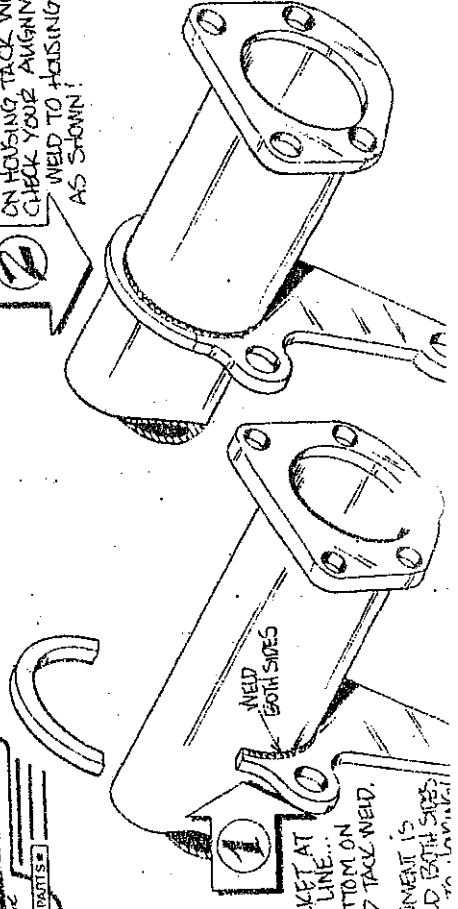


CUT BRACKET AT
THE CENTER LINE...
...ALIGN BOTTOM ON
HOUSING AND TACK WELD.
AFTER ALIGNMENT IS
CORRECT, WELD BOTH SIDES
OF BRACKET TO HOUSING!


Drawings by



POSITION TOP OF BRACKET
ON HOUSING TACK WELD,
CHECK YOUR ALIGNMENT,
WELD TO HOUSING
AS SHOWN!



WELD
BOTH SIDES



CUT BRACKET AT
THE CENTER LINE...
...ALIGN BOTTOM ON
HOUSING AND TACK WELD.
AFTER ALIGNMENT IS
CORRECT, WELD BOTH SIDES
OF BRACKET TO HOUSING!