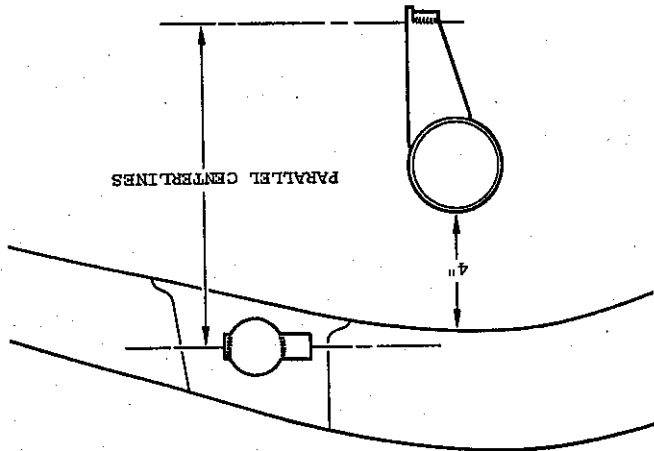
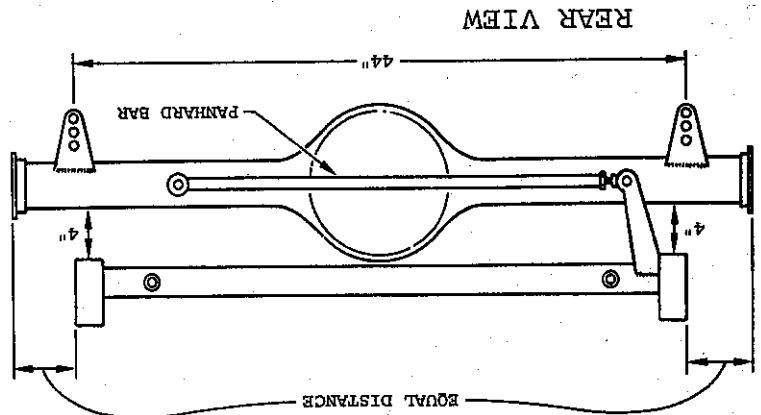
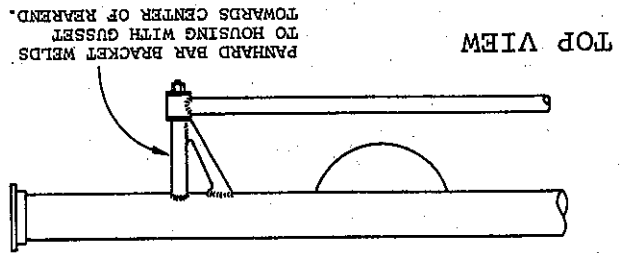


Position the rear end with equal distances on each side of the frame and 4" between the top of the housing and the bottom of the frame. Install the panhard bar into the bracket on the crossmember and position the bracket on the other end against the housing and weld in place.

Mount the shock brackets on the housing with the centerlines of the tubes parallel to the tube through the crossmember. The housing should be 4" from the frame to approximate ride height.



Pete & Jake's Hot Rod Parts • 401 Legend Lane Peculiar, MO 64078 • Tech line 800-334-7240

*Pete & Jake's*